

FlowTain™ & FlowTain™ L.V.

Flowable Light Cure Adhesive

(REF# FT and REF# FTLV)

V15.3.20

INDICATIONS FOR USE: FlowTain™ is a flowable, light cure orthodontic adhesive intended to be used for bonding lingual retainers and splinting materials, creation of archwire stops and indirect bonding of orthodontic brackets and appliances. FlowTain™ can also be used for the retention of thermoplastic aligners. FlowTain™ L.V. is a flowable, light cure adhesive intended to be used for indirect bonding of orthodontic brackets.

INSTRUCTIONS FOR USE:

CUSTOM BASE INDIRECT BONDING

1. Prophyl, rinse and dry the enamel.
2. Acid etch the tooth surface for 30 seconds. Rinse and dry thoroughly.
3. Apply 1 coat of Assure® Plus to the tooth surface *and* to each custom pad in the bonding tray. Lightly dry with air.
4. Apply a small amount of FlowTain™ to the gingival half of each custom pad. Seat bonding tray in patient's mouth and Light cure.
5. Gently remove bonding tray. Light cure each bracket again for 10 seconds.

CREATION OF ARCH WIRE STOPS: Microetch the wire. Apply small ball of FlowTain™ and light cure.


RETENTION OF THERMOPLASTIC ALIGNERS USING FLOWTAIN TO CREATE ATTACHMENTS: Prophyl, etch, rinse and dry the enamel. Condition the prepared enamel with Assure Plus and air dry. Apply the FlowTain™ to the aligner attachment voids, deliver and light cure.


BONDING LINGUAL RETAINERS:


1. Prophyl the enamel, rinse and dry. Sandblast the enamel. Rinse and dry.
2. Etch, rinse, dry. Apply Assure® Plus, air dry.
3. Apply the FlowTain™ over the lingual retainer wire and light cure.

② CAUTION: DISPENSING TIPS ARE SINGLE USE DEVICES. A NEW TIP MUST BE USED FOR EACH PATIENT TO AVOID CONTAMINATION RISK.

⚠ IMPORTANT: The intensity of curing lights may vary. Some higher intensity lights will require a shorter activation of the paste. Loss of intensity cannot be detected by the naked eye. Dispensed paste should not be exposed to direct light for any extended period of time as a partial activation may occur. Paste can be applied to brackets in advance but must be shielded from any ambient light (i.e., cover with a box top).

 **CAUTION: DO NOT REUSE IF SYRINGE BECOMES CONTAMINATED. AVOID CONTACT OF THE REUSABLE PARTS WITH THE PATIENTS MOUTH. USE NEW, UNCONTAMINATED GLOVES. APPLY DISPOSABLE BARRIER SLEEVES/WRAPPS BEFORE EACH PATIENT.**

 **PRECAUTIONS:** Unpolymerized resins may cause skin sensation in susceptible persons. Avoid contact with the skin. In case of contact with the skin, wash thoroughly with soap and water. Contact with other tissues: rinse spill area immediately with copious amounts of water for several minutes.

 Use of UV, halogen and L.E.D. curing lights can be associated with eye damage. The patient, doctor and the assistant should wear properly designed protective eyewear when using these light curing devices.



TEMPERATURE LIMITATION: Store at room temperature (15-30 Degrees C).

WARRANTY: Reliance Orthodontic Products, Inc. recognizes its responsibility to replace products if proven to be defective. Reliance Orthodontic Products, Inc. does not accept liability for any damages or loss, direct or consequential, stemming from the use of or inability to use the products as described. Before using, it is the responsibility of the user to determine the suitability of the product for its intended use. The user assumes all risk and liability in connections therewith.

Rx Only: U.S. Federal law restricts this device to sale by or on the order of a dental professional.



RELIANCE®
ORTHODONTIC
PRODUCTS

1540 West Thorndale Ave., Itasca, IL 60143 U.S.A.
1-800-323-4348 · www.RelianceOrthodontics.com



Australian Sponsor: Emergo Australia
201 Sussex St. Darling Park
Tower II, Level 20,
Sydney, NSW 2000 Australia



EMERGO EUROPE
Prinsessegracht 20
2514 AP The Hague
The Netherlands

Scan for more information

Made in the USA

MD

Check out our new
learning platform
Reliance U!

www.RelianceU.tech